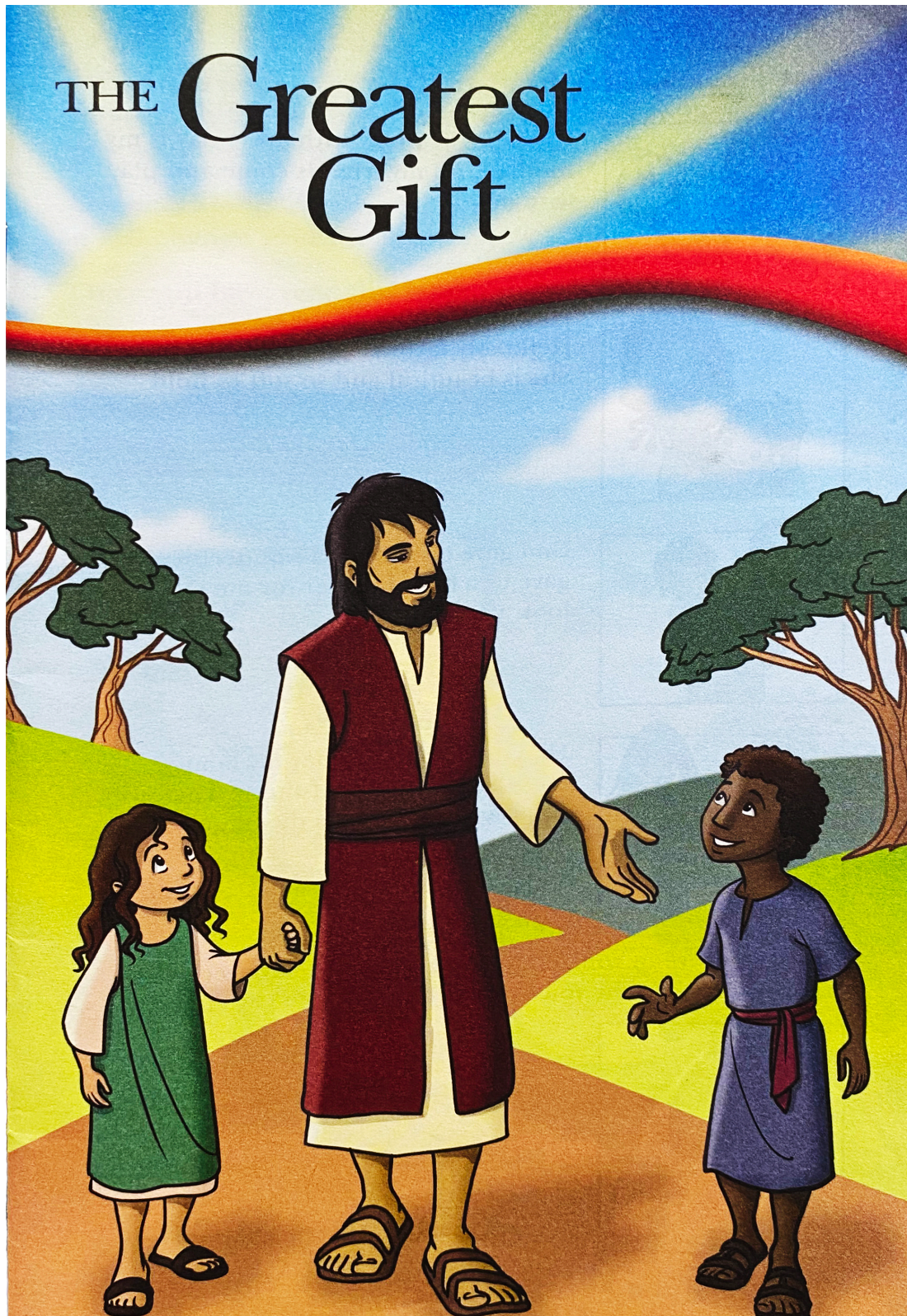




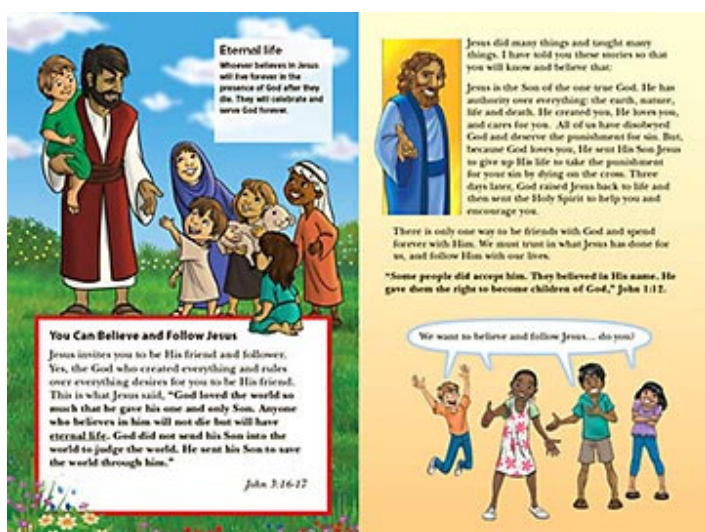
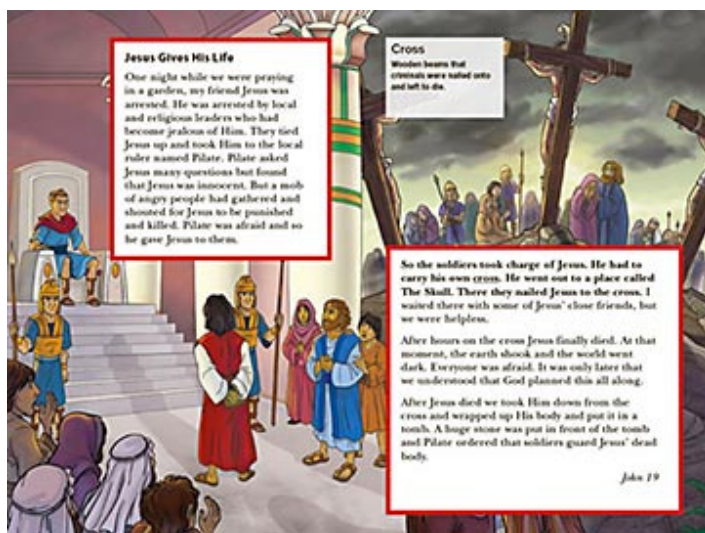
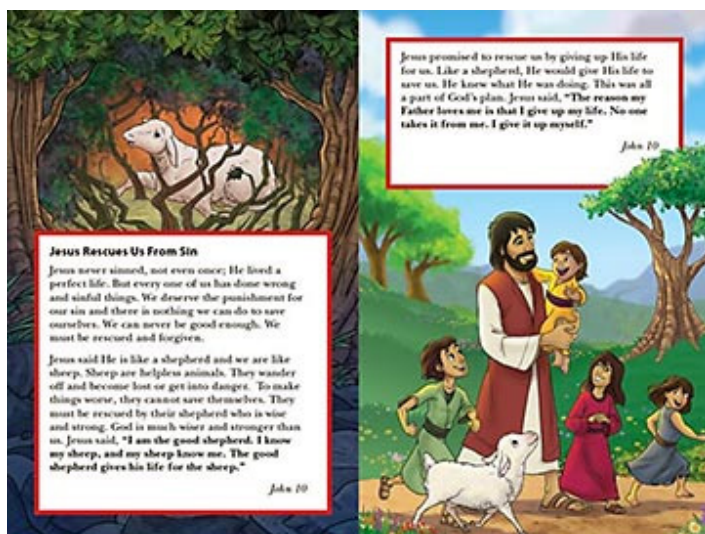
THE GREATEST GIFT





THE GREATEST GIFT

As shoebox gifts are distributed, local pastors or church leaders present the Gospel in a fun way designed for kids while family and friends listen in. Along with their shoebox gift, children also receive The Greatest Gift, a colorful presentation of the Gospel in their own language. Complete with colorful illustrations, this Gospel story booklet introduces boys and girls to Christ and invites them to follow Him. Some children find this piece to be their favorite part of their shoebox gift!





MINISTRY PARTNER GUIDE

Ministry Partner Guide





MINISTRY PARTNER GUIDE

Operation Christmas Child

Operation Christmas Child Mission Statement

"The mission of Operation Christmas Child is to demonstrate God's love in a tangible way to needy children around the world, and together with the local church authorities, to share the good news of Jesus Christ."

OCC Ministry Focus

OCC Ministry Focus

Every Box Is a Gospel Opportunity
1 - 1 - 1 Priority: One Child, One Gift, One in a Lifetime
Gift Box and The Greatest Journey

Resource Statement

You as a Ministry Partner have the opportunity to donate space, materials, and money. You are not required to donate, but without donations the ministry cannot grow in your country. Boxes are free gifts to children. Boxes sell, barter, or exchange for gift items.

What Children Will You Invite?

Friend to Friend

Children invite friends to an event and become agents of change.

New Ministry

Use OCC to start a children's ministry, a new program, or to grow a church.

Be Active

Go to difficult places or a group that has no access to the gospel.

Think about the children in your community who may have never heard the gospel. (Check the box next to the group you will invite to the children's event.)

☐ Neighborhood Children
 ☐ School Children

☐ Refugees
 ☐ Orphans

☐ Children in Poverty
 ☐ At-Risk Children

☐ Friends of children in your church
 ☐ Other _____

☐ Children who live where a church can be planted
 ☐ Other _____

☐ Children in need (school and orphaned) People (groups who have helped us) no access to the gospel

Unreached People (group name) _____

What is the biggest challenge you will face in reaching out to these children?

How will you overcome this challenge?

How to Set-up the Space for an Outreach Event

Build Your Team of Volunteers:

- Meet with your church.
- Plan people to roles.
- Assign your team.

Volunteer Roles:

- 1. The local coordinator leads the outreach event.
- 2. Adults make the experience safe and personal for children.
- 3. Volunteers make the program child-friendly and gospel-focused.
- 4. People help prepare for the program and the children.
- 5. People help welcome children and make them feel loved.

How to Plan a Child-Friendly Outreach Event

Event Practices:

- Keep the gifts a surprise. Come before until it is time to hand them out.
- Organize the boxes and the children by age and gender (2-4, 5-8, 9-14).
- Keep each child open their gift.
- Only give boxes to children who were invited and are present at the event.
- Keep the event 30-45 minutes in length.

Sample Event Agenda

Time	Program	Volunteer
10:00-10:30	WELCOME The event should focus on children, not on special guests.	
10:30-11:00	WELCOME What two words describe you today?	
11:00-11:30	WELCOME, MEET, OR GREETING Give a story from the children's gift.	
11:30-12:00	MEET A KING THAT HELPS THE CHILDREN KNOW THE GOSPEL PRESENTATION	
12:00-12:30	GOSPEL PRESENTATION Evaluation to help or follow-up Include time and place	
12:30-1:00	HAND OUT THE GIFT BOXES Event ends, 1-2-3 for the children to open their boxes together.	
1:00-1:30	MEET AND TALK WITH CHILDREN Children depart after opening their gifts.	

Be-tell Activity:

- Encourage children to draw the different parts of the story.
- Assign these pictures:
 - Large crowd
 - Wilderness
 - 3 loaves, 2 fish
 - The boy who gave
 - Jesus gives thanks
 - Remains of extra food
- Let the children use their picture to tell their part of the story.

Jesus has the power to provide for all of our needs.

- Why did the people follow Jesus to the wilderness?
- How did Jesus meet the needs of the people?
- What can we learn about Jesus from this story?

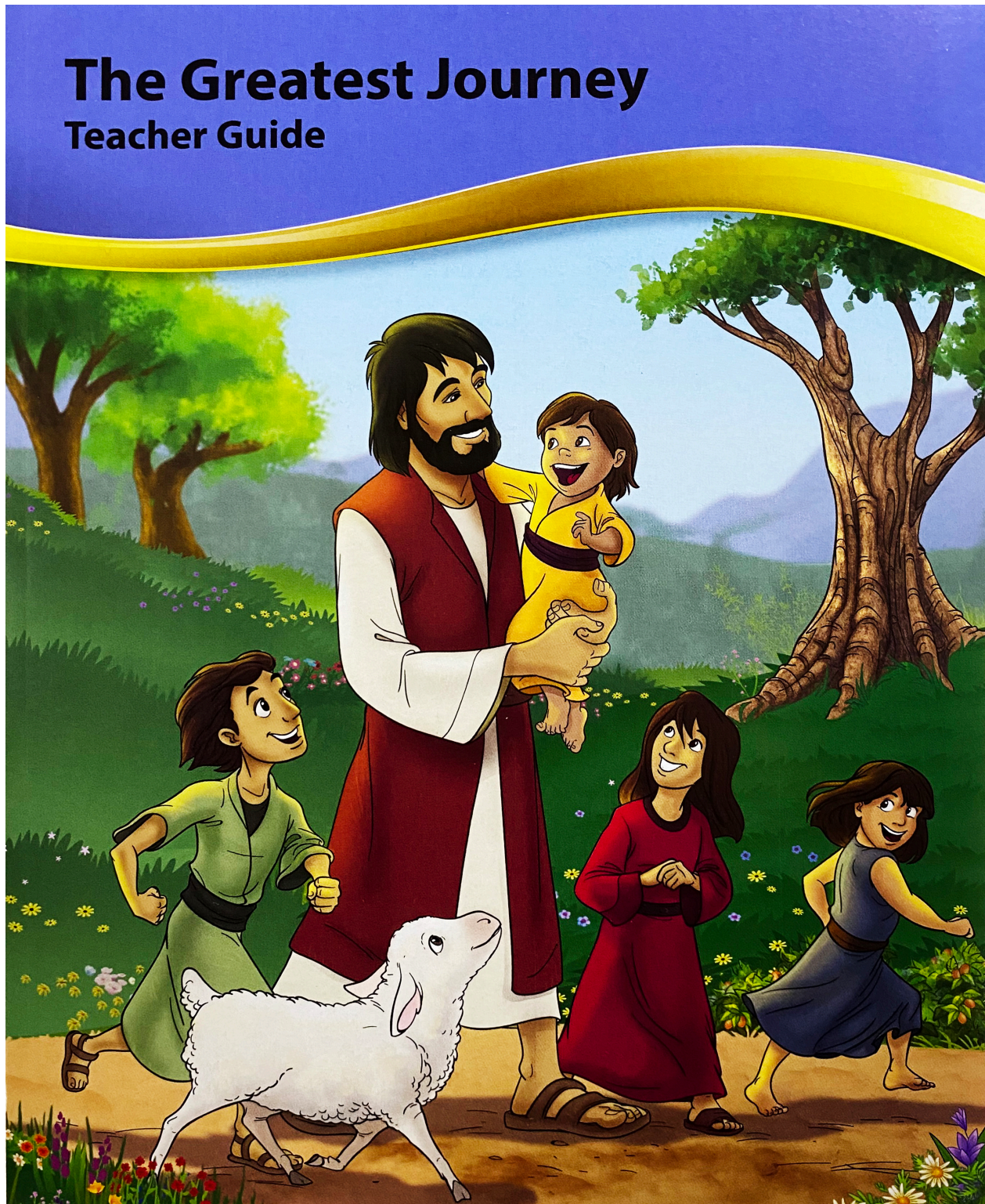
Reference Passage: John 6

A step-by-step suggested presentation of the Gospel appears in the Ministry Partner Guide along with a series of two-panel posters that illustrate the text. This guide fosters consistency in how the Good News is presented during Operation Christmas Child outreach events.



THE GREATEST JOURNEY

TEACHER GUIDE





THE GREATEST JOURNEY

TEACHER GUIDE

8 Stay Close to Jesus

Grow in the Gospel

Main Idea
Jesus is the Son of God who came to earth to save us from sin. He is the only way to God.

Story Background
Jesus came to earth to save us from sin. He is the only way to God. He came to earth to save us from sin. He is the only way to God.

Program
This program is designed to help children understand the Gospel of Matthew. It includes a story, a song, and a game.

Lesson Agenda & What You Need

- 1. Story: The Parable of the Sower
- 2. Song: "Jesus is the Son of God"
- 3. Game: "The Parable of the Sower"

Steps in the Lesson

1. **Story: The Parable of the Sower**
Read the story to the children. Ask them to listen carefully. Ask them to tell you what they heard.

3 Review Lesson 8: Stay Close to Jesus
Ask children to tell you what they heard. Ask them to tell you what they learned.

4 Memory Verse
Jesus is the Son of God who came to earth to save us from sin. He is the only way to God.

5 Sam's Story (Jesus' story to the children)
Read the story to the children. Ask them to listen carefully. Ask them to tell you what they heard.

6 Children's Prayer
Read the prayer to the children. Ask them to listen carefully. Ask them to tell you what they heard.



7 Bible Discovery

Read and discover the following scriptures with the children.

1. When Jesus came to earth, he was born as a baby. He was born in a stable in Bethlehem.

2. When Jesus came to earth, he was born as a baby. He was born in a stable in Bethlehem.

3. When Jesus came to earth, he was born as a baby. He was born in a stable in Bethlehem.

4. When Jesus came to earth, he was born as a baby. He was born in a stable in Bethlehem.

5. When Jesus came to earth, he was born as a baby. He was born in a stable in Bethlehem.

8 Plan the Day

Plan a day of activities for the children. The day should include a story, a song, and a game.

1. Story: The Parable of the Sower

2. Song: "Jesus is the Son of God"

3. Game: "The Parable of the Sower"

9 Challenge

Challenge the children to complete the following tasks.

1. Read the story to the children.

2. Sing the song to the children.

3. Play the game to the children.

10 Remember

Remember the children's names and what they have learned.

1. Name: _____

2. Name: _____

3. Name: _____

11 Talk with God

Talk with God and tell him what you have learned.

1. I have learned that Jesus is the Son of God.

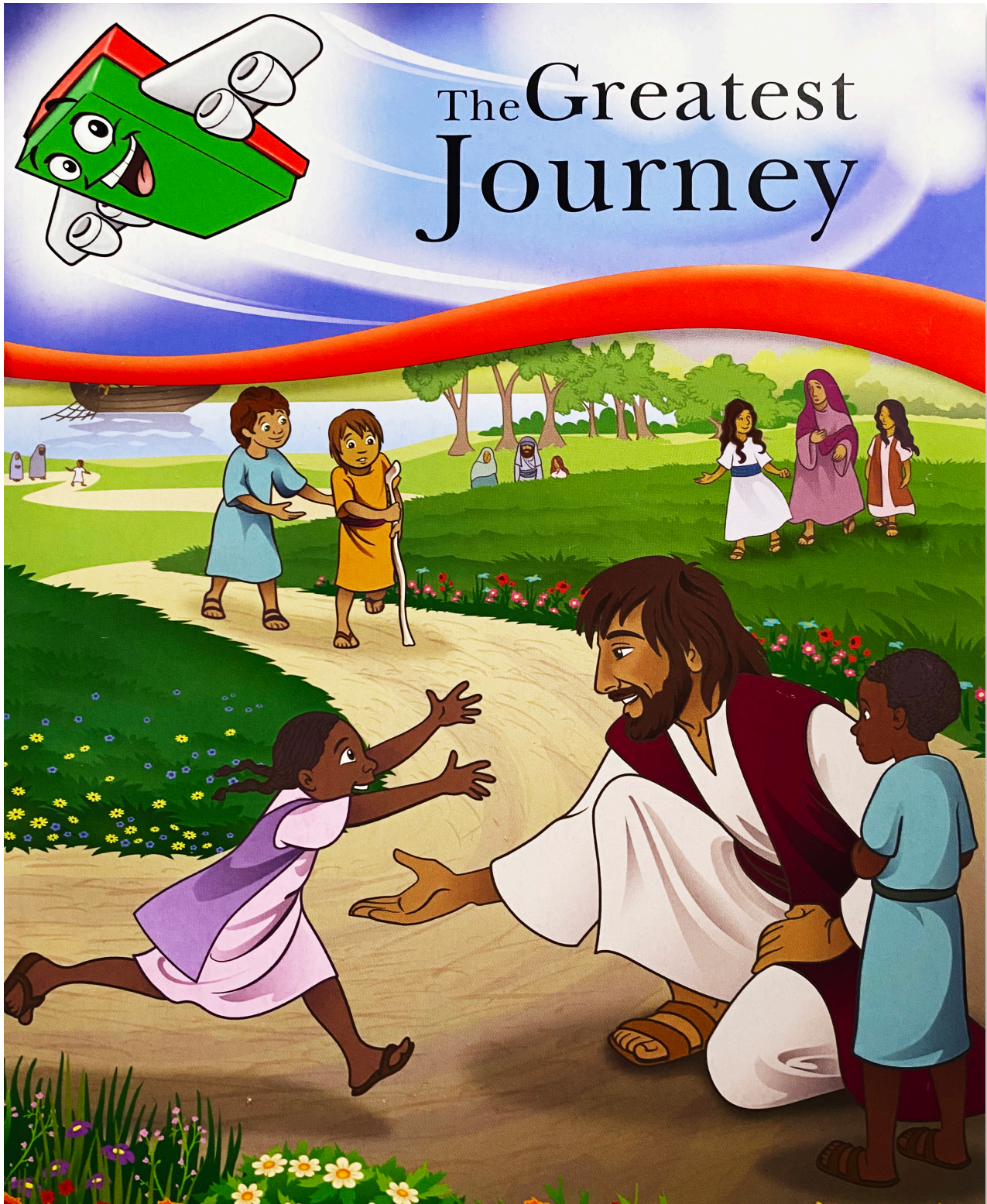
2. I have learned that Jesus came to earth to save us from sin.

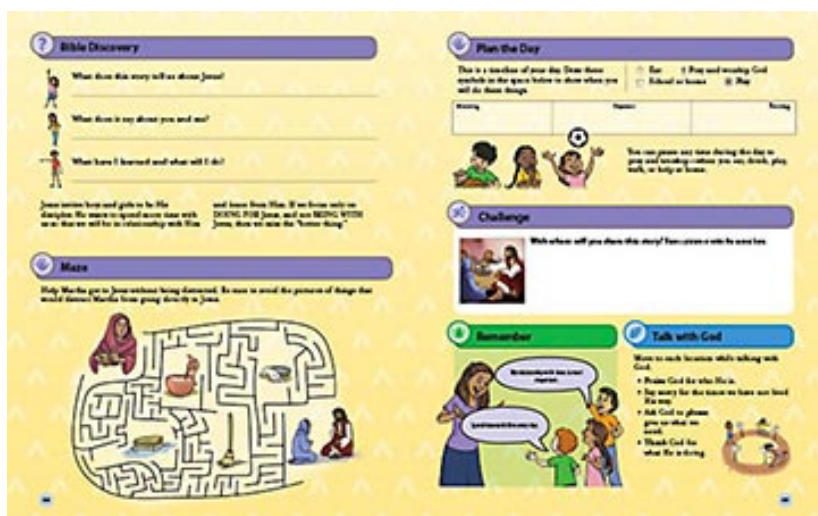
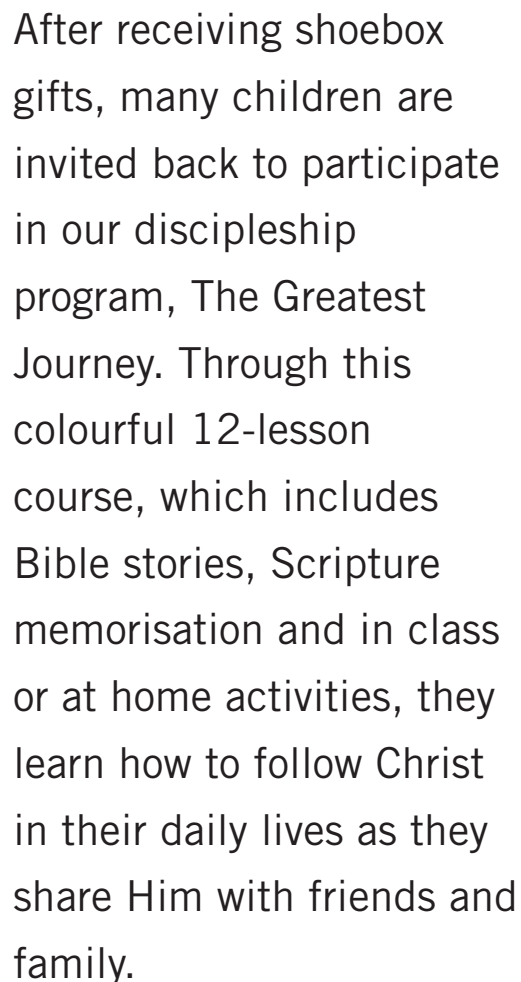
3. I have learned that Jesus is the only way to God.

This in-depth manual helps instructors apply Bible stories to their students' lives to encourage the boys and girls to re-tell them to others. With the help of this resource, The Greatest Journey teachers are taught to be good storytellers who ask questions of children to keep them engaged. This method allows nonliterate cultures to participate and equips teachers to continue discipleship lessons with their students long after they complete the workbook.



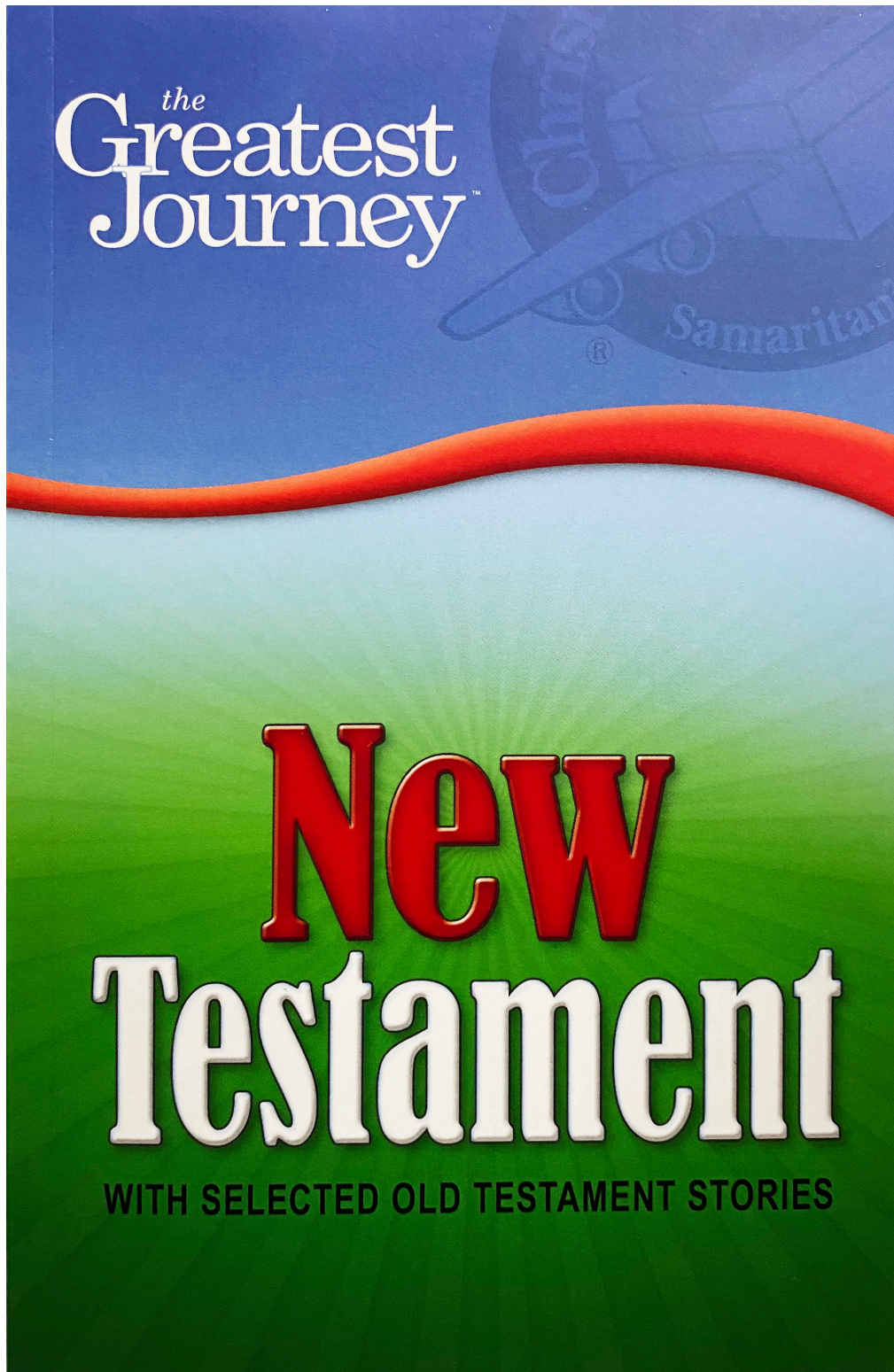
THE GREATEST JOURNEY



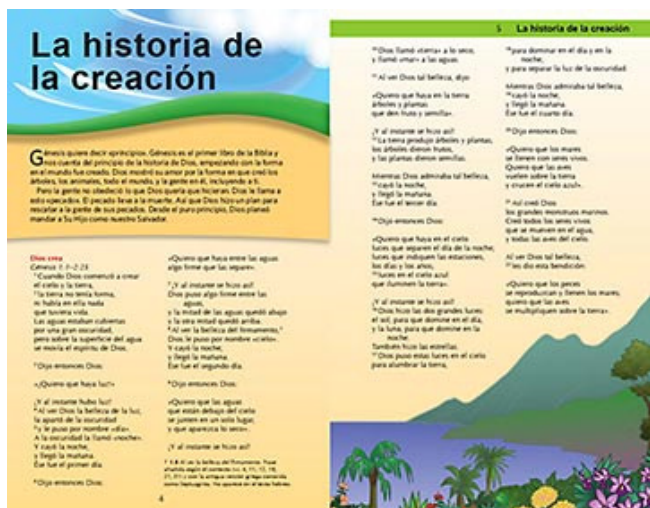






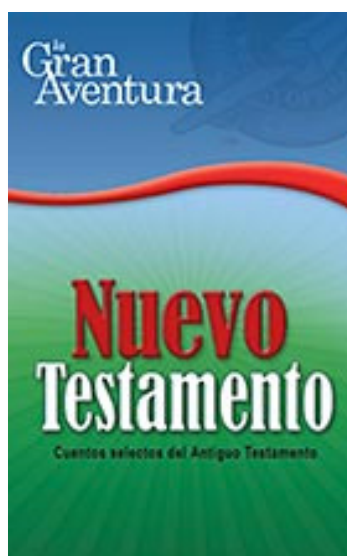
NEW TESTAMENT BIBLE





In addition to receiving a certificate, The Greatest Journey graduates receive a New Testament in their own language. This may be the first copy of the Scriptures they or their family have ever owned.

Children are given a Bible that includes the New Testament and selected Old Testament stories along with a dictionary of Biblical terms and a map of Bible lands. Complete with illustrations, it is often the first copy of God's Word the child, or their family, will own.





CERTIFICATE OF GRADUATION

THE GREATEST JOURNEY CERTIFICATE OF GRADUATION

Awards this certificate to _____

(church name or ministry group)

For successfully completing the 12 lessons of the
Greatest Journey Discipleship Course

(child's name)

Love the Lord your God with all your heart and with all your soul.
Love him with all your strength and with all your mind.
And love your neighbor as you love yourself. Luke 10:27

Leader _____

Date _____



 Samaritan's Purse®
INTERNATIONAL RELIEF

 BILLY
GRAHAM
Evangelistic Association
Always Good News.

Children who complete all 12 lessons receive a certificate at graduation. This official memento of their accomplishment is a treasured keepsake for many.

Family and friends who attend the ceremony hear the Gospel of Jesus Christ. Hearing the Good News and testimonies during their loved one's graduation reinforces the changes they have seen in the students' lives, and their families often come to faith in Christ.